

14194237 Mother's Day Flower Magnet Frame Craft Kit

Note: Magnets may be packaged separately from kits. Do not discard.

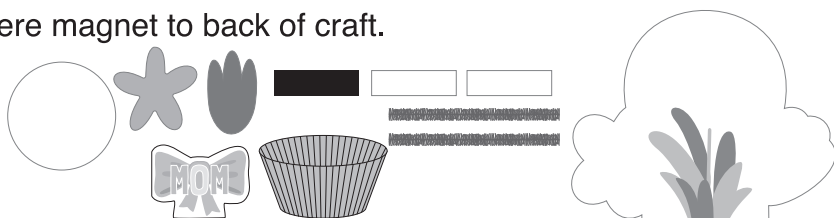
When adhering the magnet, check that the magnetized side faces outward.

Instructions:

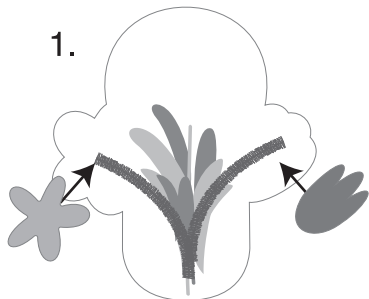
Using the picture as a guide, adhere the pieces together as shown.

Use tape (not included) to adhere your picture to the baking cup.

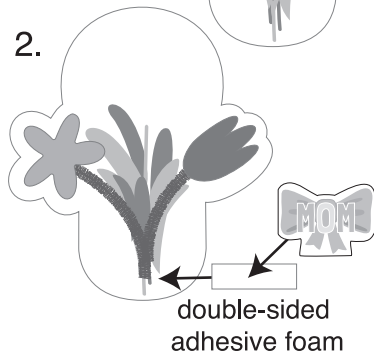
Adhere magnet to back of craft.



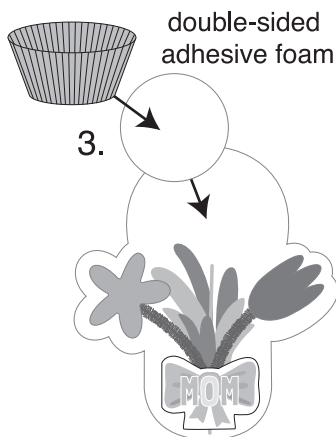
1.



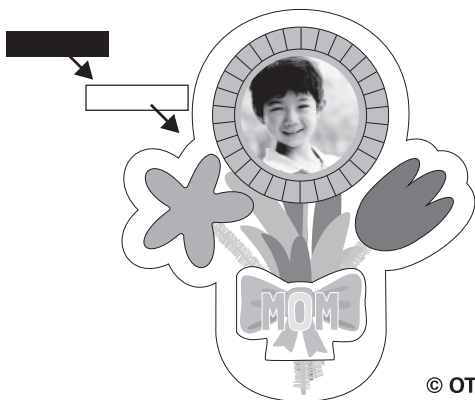
2.



3.



Adhere the magnet to the back of the craft using the double-sided adhesive foam strip.



© OTC



Share your fun!

Tag your photo with **#orientaltrading** on social media!