




14194209 Felt Spring Bird Mobile Craft Kit

Instructions:

Using the picture as a guide, adhere the pieces together as shown.



1. Tie the ends of the cording to the top of the birdhouse to create the hanger.
2. Attach the birds to the birdhouse by tying them with the cording. Thread the cording through the holes at the bottom of the birdhouse and knot on the back side. You can adjust the length of the cording by tying it shorter or longer so the birds hang at different lengths.
3. Sandwich the wings onto the body of the bird as shown.



© OTC



Share your fun!

Tag your photo with **#orientaltrading** on social media!