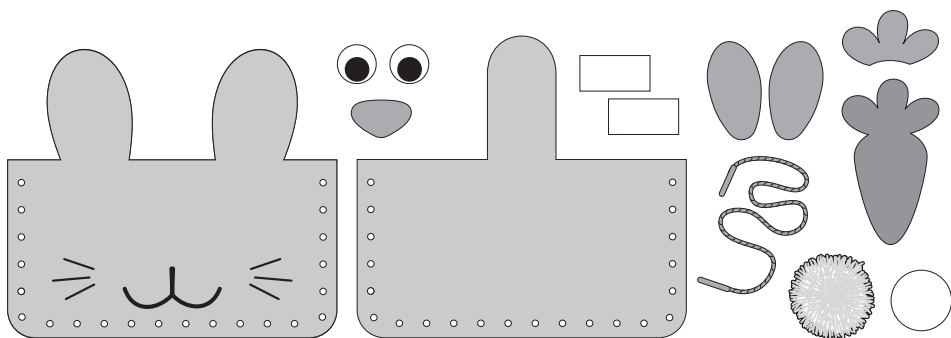


# 14194152 Easter Treat Pouch Craft Kit


## Instructions:

Using the picture as a guide, lace the panels together as shown to make the pouch.

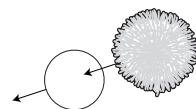

Peel and stick the wiggle eyes and foam shapes as shown.




ADHERE THE TOPS  
TO THE CARROTS



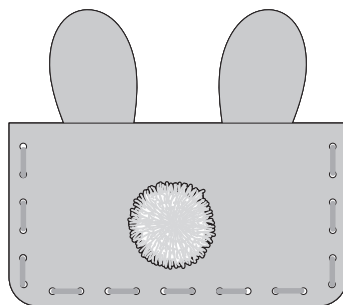
USE THE DOUBLE-SIDED ADHESIVE  
FOAM TO ADHERE THE POM-POM  
TO THE BACK OF THE POUCH.  
REINFORCE WITH GLUE  
(NOT INCLUDED) IF DESIRED.



FOLD OVER AND USE THE  
TOUCH FASTENERS TO SECURE SHUT.



FRONT



BACK

© OTC



Share your fun!

Tag your photo with **#orientaltrading** on social media!