


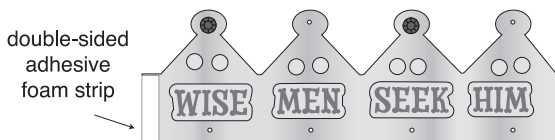
# 14148306 Epiphany Crown Mobile Craft Kit

## Instructions:

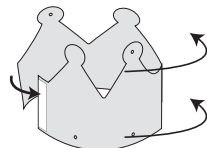
Using the picture as a guide, assemble the craft as shown.



1. Decorate the front of the crown as shown. Place the long double-sided adhesive foam strip on the front of the crown piece along the side as shown.



2. Wrap the cardstock base and use the double-sided adhesive foam strip to secure the mobile.



3. Thread the ends of the red cording through the holes towards the top of the mobile to create the hanger. Tie a knot on each end to secure.



4. Tie the remaining pieces of cording to the bottom and adhere the kings and star as shown. Sandwich the ends of the cords between matching pieces.

© OTC