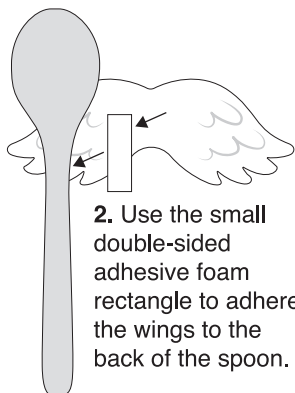



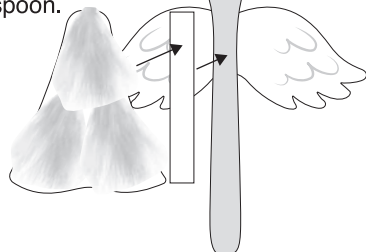
14148300 Angel Spoon Craft Kit Instructions:

1. With the sticky side UP adhere the marabou feathers to the foam.




2. Use the small double-sided adhesive foam rectangle to adhere the wings to the back of the spoon.

3. Use the large double-sided adhesive foam rectangle to adhere the dress to the front of the spoon.



4. Bend the gold chenille stem into a halo shape and use the adhesive rectangle to adhere to the back of the spoon.



5. Adhere the foam hair to the front of the spoon. Color the hair and draw on the angel's face.



© OTC



Share your fun!

Tag your photo with **#orientaltrading** on social media!