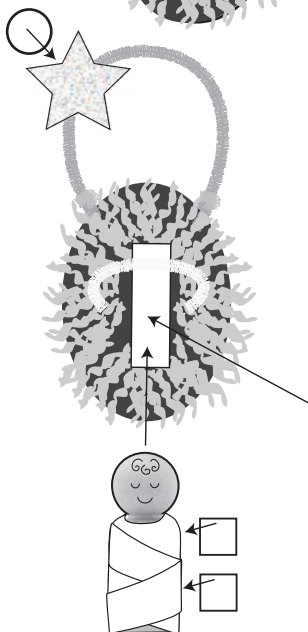

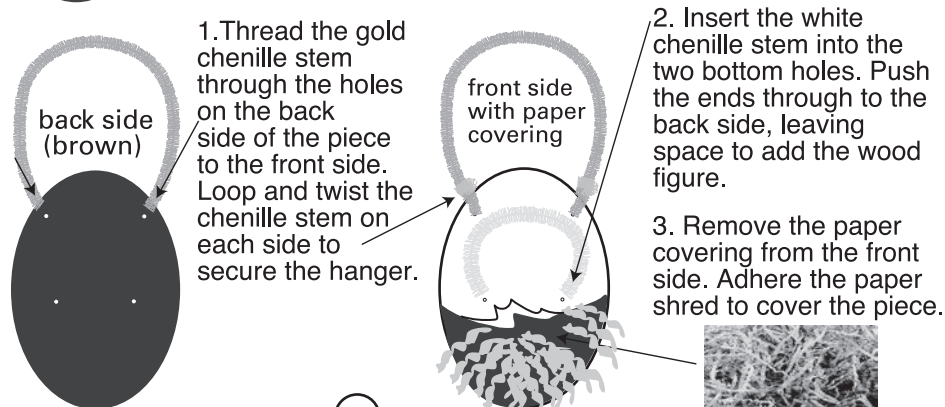



14148293 Baby Jesus with Star Ornament Craft Kit

Instructions:

Using the picture as a guide, assemble the pieces together as shown.



4. Sandwich the hanger between the adhesive circle and the star.

5. Wrap the white felt strip around the wood peg, secure with two double-sided adhesive squares.

6. Adhere the longest double-sided adhesive rectangle onto the base. Adhere the wood figure on top.

7. Pull the white chenille stem tight to the wood figure. Twist the ends together on the back side to hold the wood figure.

© OTC