


14145221 Gnome Handprint Sign Craft Kit

Instructions:


Tie the ends of the cording to the sign to create the hanger.

Place a hand on the large sheet of foam and trace the outline, then cut out the hand shape.

Using the picture as a guide, adhere the pieces together as shown.



1.



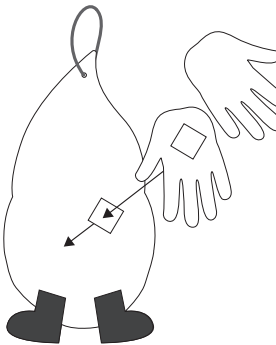
3.

Use glue to adhere the pom-pom to the top of the hat.



2.

Trace your hand and cut it out.



© OTC