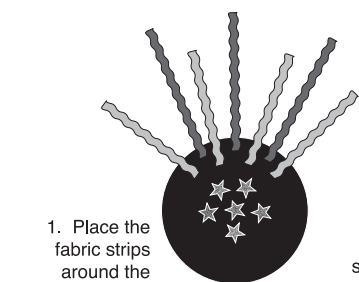



14145197 Firework Ribbon and Sequins Wand Craft Kit

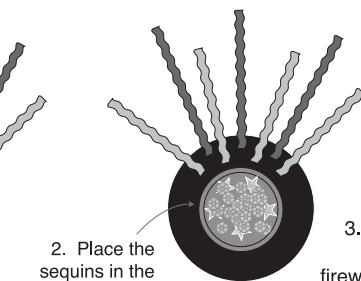
Instructions:

Using the picture as a guide, adhere the pieces together as shown.

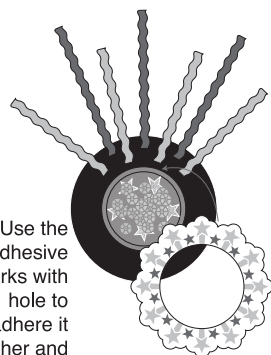


1. Place the fabric strips around the outside of the black foam circle.

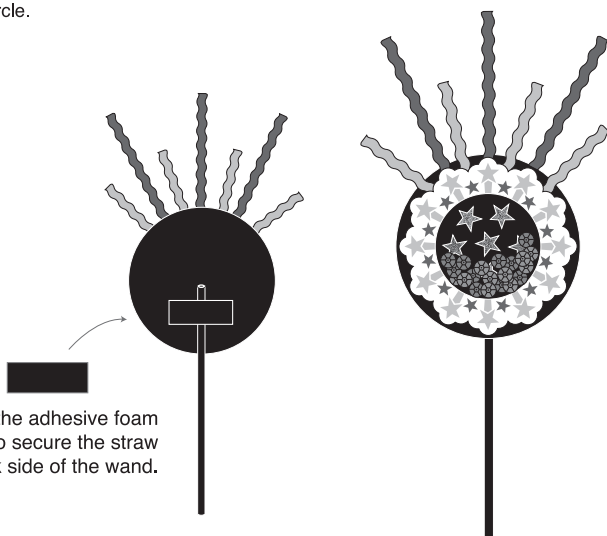
Stick the adhesive foam stars in the center of the black foam circle.



2. Place the sequins in the center, then place the clear plastic dome on top of the sequins.



3. Use the adhesive fireworks with hole to adhere it together and hold everything in place.



4. Use the adhesive foam rectangle to secure the straw to the back side of the wand.

© OTC