



14145123 Mrs. Claus With Poly Non-Woven Body Sign Craft Kit

Instructions:


Using the picture as a guide, assemble the craft as shown.



1. Tie the cording to the top of the craft to create a hanger. Decorate with the foam pieces as shown.



2. Thread the chenille stem through the holes as shown. Sandwich the hand pieces to the ends of the chenille stem. Adhere the fabric strips with the adhesive dress piece.



© OTC



Share your fun!

Tag your photo with **#orientaltrading** on social media!