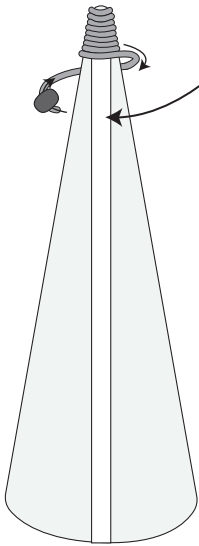

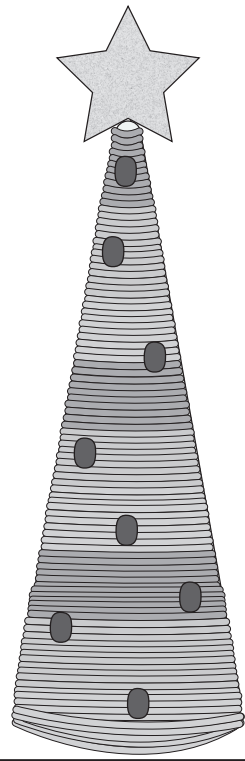
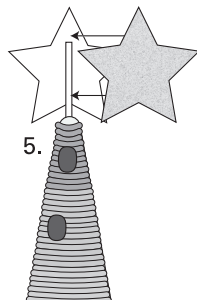
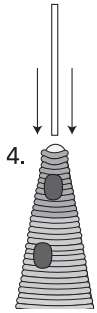


14145101 Tabletop Yarn and Bead Christmas Tree Instructions:

Using the picture as a guide, adhere the pieces together as shown.



1. Stick double-sided adhesive foam to styrofoam cone.
2. Starting on the narrow side of cone, wrap your yarn around securing it with the double-sided foam.
3. String pony beads on randomly throughout.



© OTC