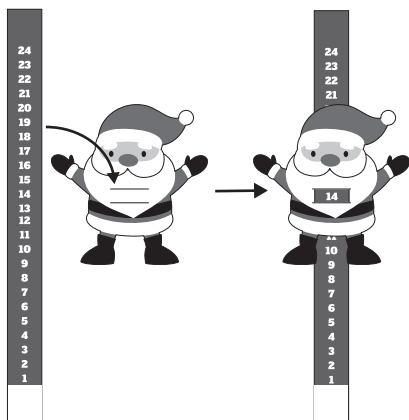


# 14145088 Down The Chimney Craft Kit


## Instructions:

1. Slide the numbered paper strip through the two slits on Santa.




2. Use the double-sided adhesive foam to adhere the paper strip to the paper chimney.

Tie the ends of the cording to the sign to create the hanger.



3. Using the picture as a guide, adhere the remaining pieces together as shown.

Slide Santa down the paper strip to count down to Christmas Day!



© OTC



Share your fun!

Tag your photo with **#orientaltrading** on social media!