


# 14145056 Beach Christmas Sign Craft Kit

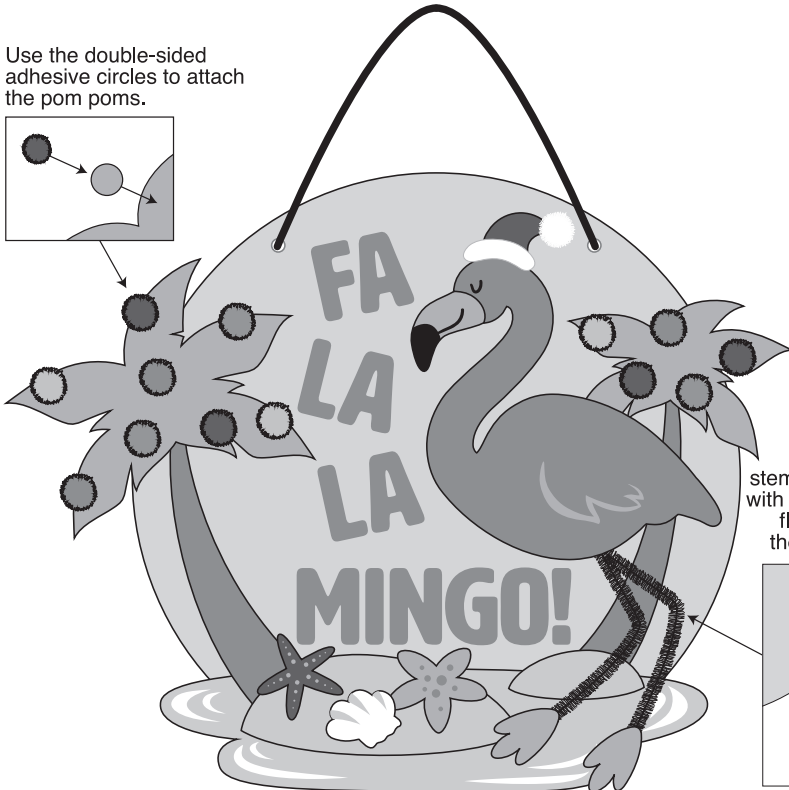
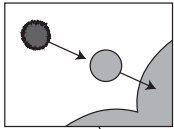
## Instructions:

Tie the ends of the cording to the foam sign to create the hanger.

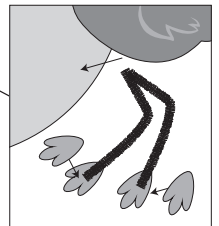
Using the picture as a guide, adhere the pieces together as shown.



Use the double-sided adhesive circles to attach the pom poms.



Bend the chenille stem in half and attach with the adhesive foam flamingo. Sandwich the feet to the ends.



© OTC