


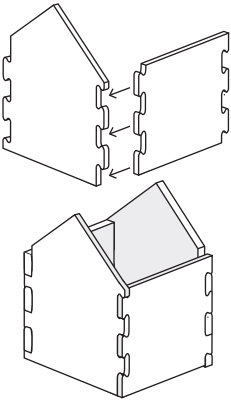
14145055 3D Beach Island Gingerbread Hut Craft Kit

Instructions:


Using the picture as a guide, assemble the four walls and adhere the roof pieces. Adhere the remaining accent pieces shown.



1. Interlock walls.



2. Layer the adhesive roof pieces.



3. Adhere remaining pieces as shown in image below. Use the double-sided adhesive squares to anchor the tree, surfboard and inflatables around the hut as desired.



© OTC