


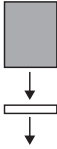
# 14115047 Fall Prayer Box Craft Kit

## Instructions:


Using the picture as a guide, adhere the pieces together as shown.



1. Use double-sided adhesive foam circle to adhere foam marshmallow to lid.



2. Wrap chenille stem around foam marshmallow to create a stem. Sandwich chenille stem between leaf.



© OTC



Share your fun!

Tag your photo with **#orientaltrading** on social media!