


14114931 Color Your Own Zacchaeus Craft

Instructions:

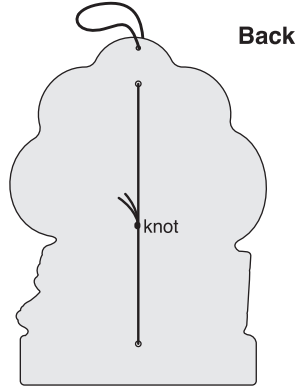
Using the picture as a guide, assemble the craft as shown.

1




Tie the ends of the shorter piece of cording to create the hanger.

Thread the longer piece of cording through the holes as shown. Tie a knot to make a secure loop.



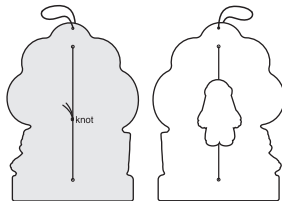
Back

2



Use the adhesive foam piece to adhere Zacchaeus to the cording.

Move Zacchaeus up and down the tree!



Back

Front

Note: While keeping the knot in the center on the back, adhere Zacchaeus to the center of the cording on the front.

© OTC



Share your fun!

Tag your photo with **#orientaltrading** on social media!