

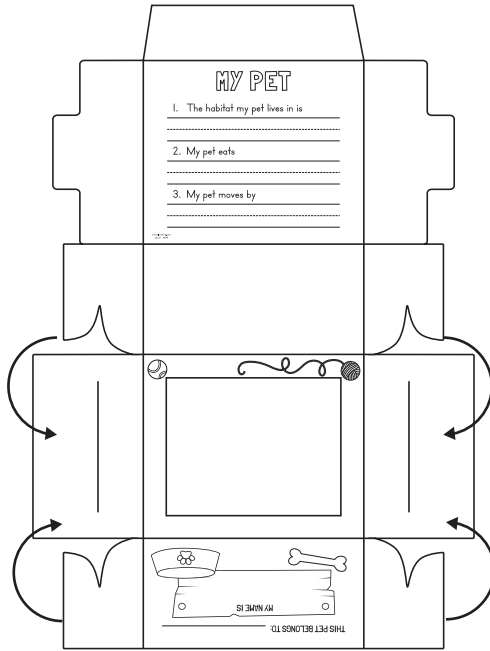
14113382 CYO Desk Pet Home Habitat

Instructions:

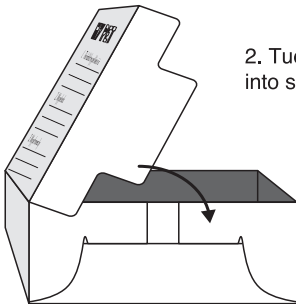
Fill out your adoption certificate and name your new pet.

Color the printed box designs as desired. Fill in your pet's name and the information about your pet.

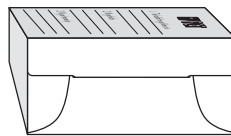
Assemble the box as shown.



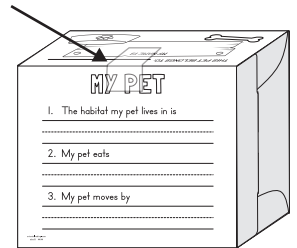
1. Tuck tabs into slots to form a box with an open front window. It helps to do one side at a time and have the open window side face down on a table.



2. Tuck back tabs into side slots.



3. Secure the back of the box with a piece of tape (not included) if desired.



© OTC