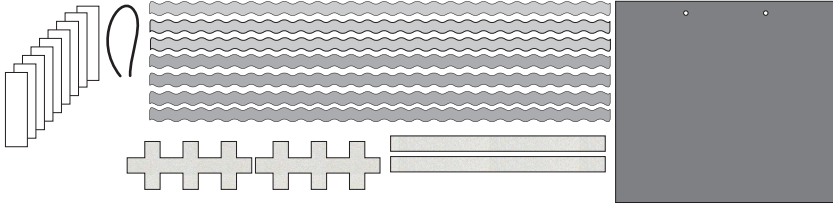


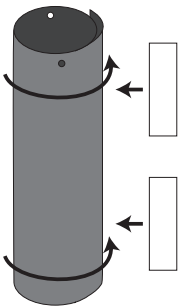
# 14113277 Football Windssock Craft Kit

## Instructions:

Using the picture as a guide, assemble the pieces together as shown.



1. Using the double-sided adhesive foam create your windssock shape.

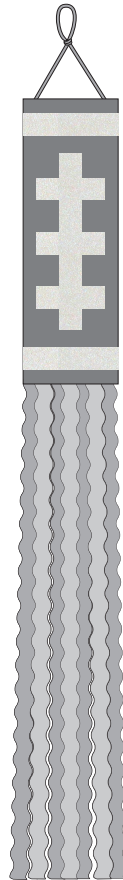
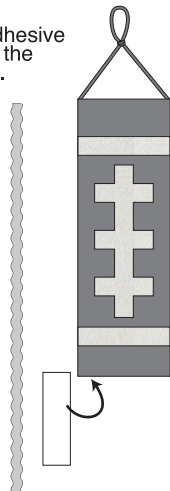


2. Tie the ends of the cording to create the hanger.



3. Decorate the tube with the foam shapes.

Using the double-sided adhesive foam, attach streamers to the inside bottom of windssock.



© OTC



Share your fun!

Tag your photo with **#orientaltrading** on social media!