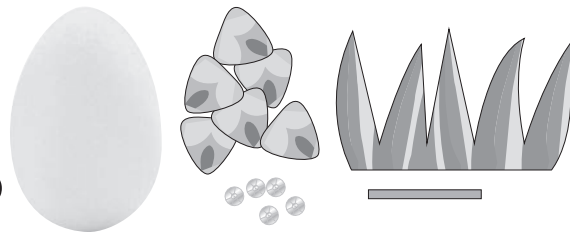


## 14105413 3D Tabletop Pineapple Craft Kit

### Instructions:

additional materials not included:

- glue
- knife (Optional, and recommended for adult use only.)



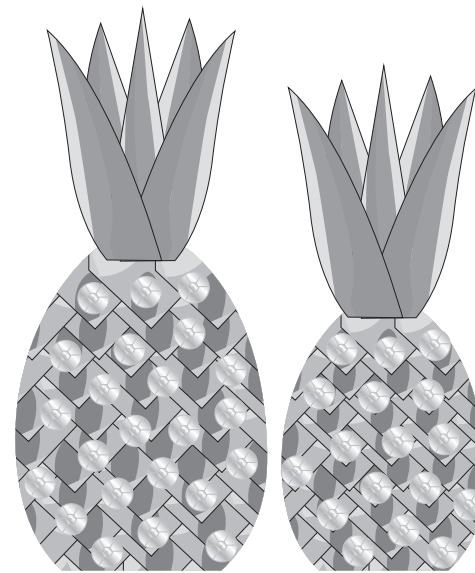
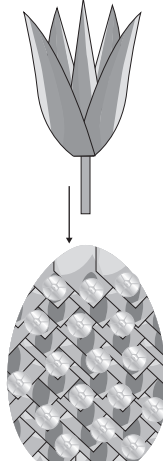
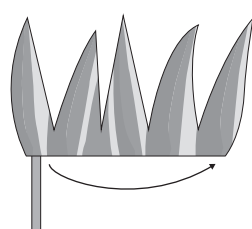
**1.** Flatten the larger end of the foam eggs by compressing the larger end against a table or using a knife to cut the large end flat.



**2.** Starting at the bottom of the foam egg, glue the shapes on in layers, working around the foam egg as you go. Once the foam egg is covered in the paper shapes, glue on the sequins.



**3.** To make the topper, loosely wrap the green piece around the wood dowel, use glue to secure. Press the dowel into the top of the pineapple and shape the leaves as needed.



© OTC



**Share your fun!**

Tag your photo with **#orientaltrading** on social media!