

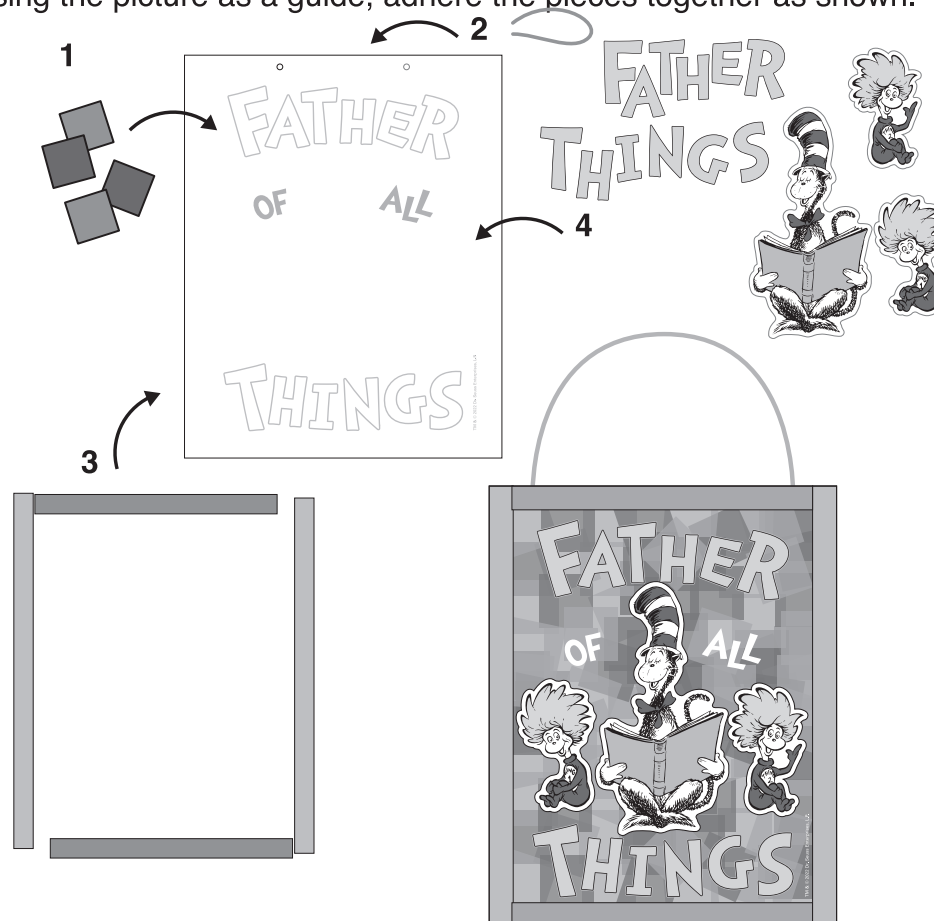
14105393 Dr. Seuss Father of All Things Acetate Sign Craft Kit

Instructions:

To make the tissue paper glaze, mix white glue (not included) with a small amount of water until the glue is a thin liquid.




Use a paintbrush (not included) to apply the glaze the back side of the acetate sheet. Place the tissue squares on the acetate and then cover with a layer of glaze. Allow time to dry. Trim any pieces hanging off edge of acetate.

Using the picture as a guide, adhere the pieces together as shown.



TM & © 2022 Dr. Seuss Enterprises, L.P.

© OTC

   **Share your fun!** Tag your photo with **#orientaltrading** on social media!