





14105370 Memorial Day Charm Bracelet Craft Kit

1. Make your own bracelet design, or make the bracelet as shown in the drawing by threading the beads and charms onto the stretchy cord using the illustration as your guide.
2. If your wrist size is small, leave off some of the beads.
3. When finished, tie the ends of the stretchy cord into a knot. It may be helpful to have a friend tie the knot while you hold the bracelet on your wrist. Trim off excess cord ends. You may add a drop of glue (not included) to the knot to secure.

How to tie a square knot:

1. 
2. 
3. 



© OTC



Share your fun!

Tag your photo with **#orientaltrading** on social media!