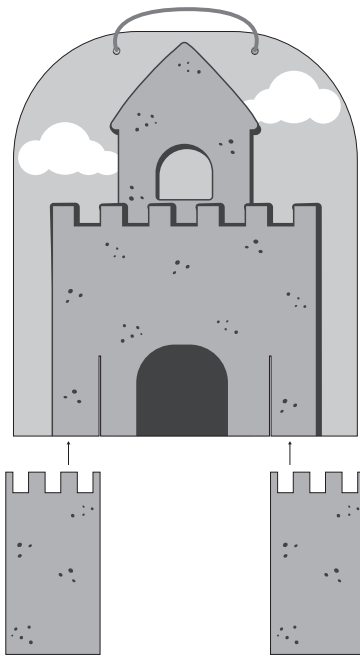


14105345 Sandcastle Sign Craft Kit

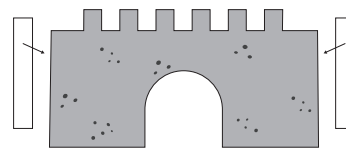
Instructions:

Tie the ends of the cording to the foam sign to create the hanger.



1. Slot the craft tubes and paper sign together.



2. Adhere the double-sided adhesive foam strips to back of foam castle.






3. Adhere the foam castle to the craft tubes.



4. Using the picture as a guide, adhere the pieces together as shown.

© OTC

   **Share your fun!** Tag your photo with **#orientaltrading** on social media!