

## 14105269 Floating Beaver Craft Kit

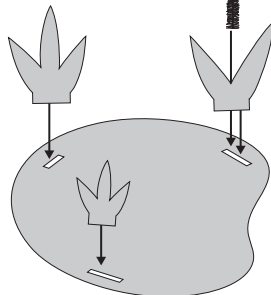
### Instructions:

Using the picture as a guide, adhere the pieces together as shown.

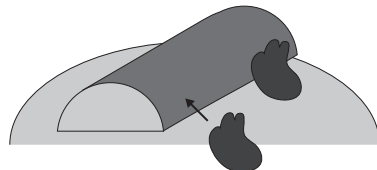


Sandwich the cattail to the stem.  
Insert the stem behind the leaf in the slot.  
Repeat for the other cattail.




Insert pieces into  
the base as shown.



For the final steps use the front and  
back feet to attach the log to the pond.



© OTC

   **Share your fun!** Tag your photo with **#orientaltrading** on social media!