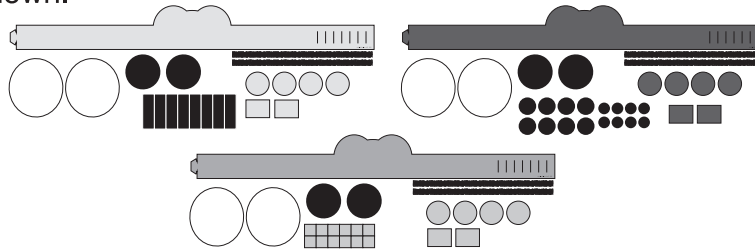


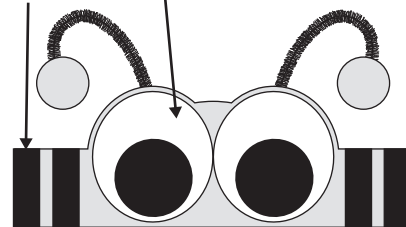
14105262 Big Eye Bug Headbands Craft Kit

Instructions:

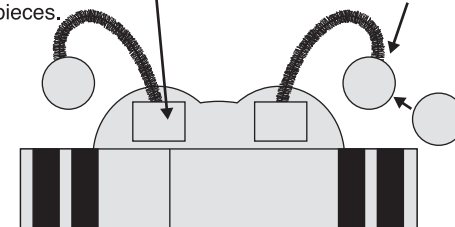
Using the picture as a guide, adhere the pieces to the crown as shown.



1. Adhere the eyes and decorative foam pieces to the front of the craft.

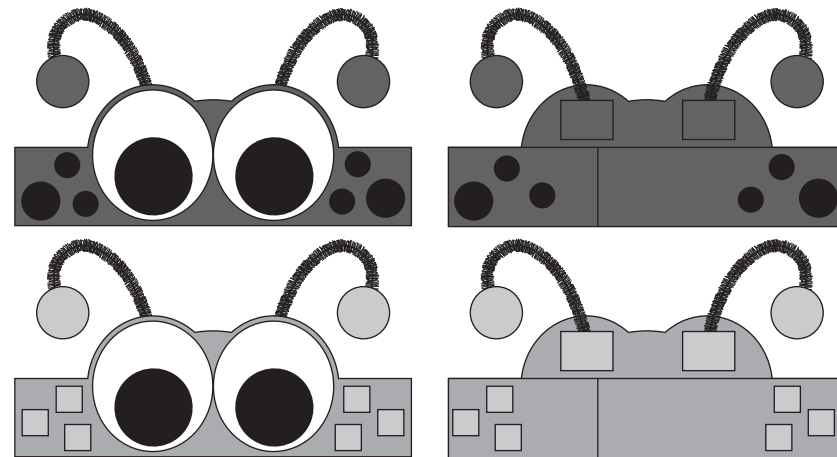


2. Adhere the chenille stems to the back using the rectangle foam pieces.






3. Sandwich the adhesive circles to the end of each chenille stem.

4. Assemble into a headband, using the tab and slots to adjust the size.



© OTC

   **Share your fun!** Tag your photo with **#orientaltrading** on social media!