



14105017 Mother's Day Hanging Basket Craft Kit

Instructions:

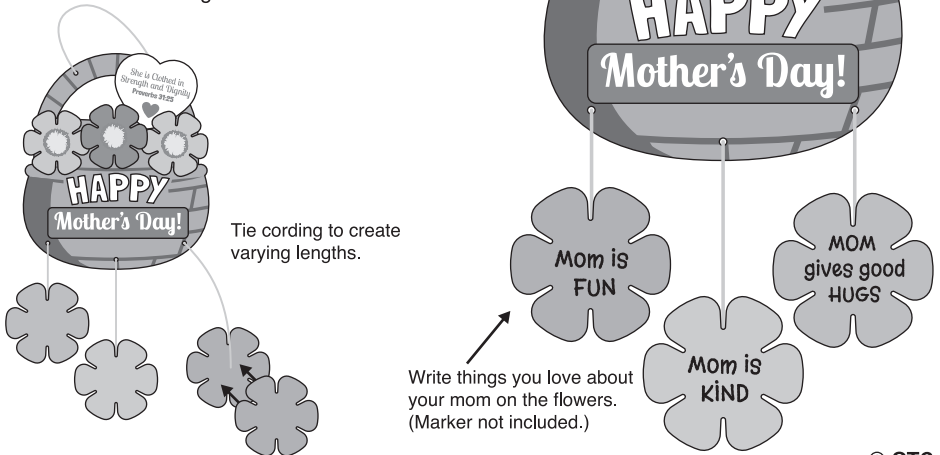
Using the picture as a guide, assemble the craft as shown.



1. Tie one piece of cording to the top of the craft to create a hanger. Decorate as shown.



2. Tie the remaining pieces of cording to the bottom. Sandwich the larger adhesive flowers to the cording as shown.



© OTC