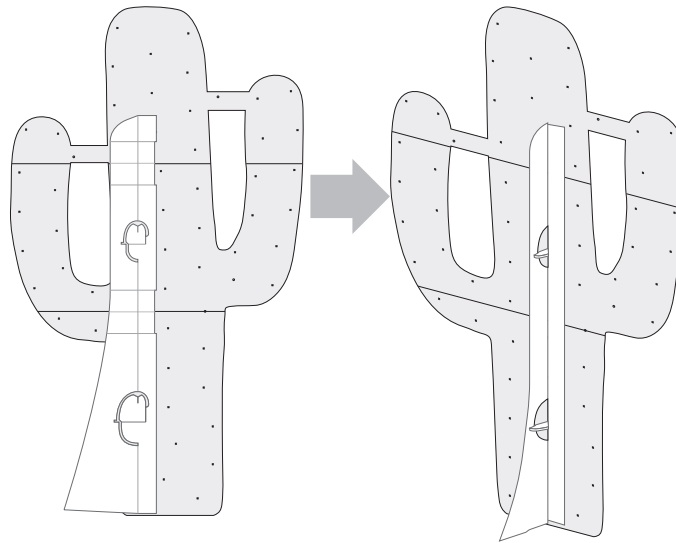
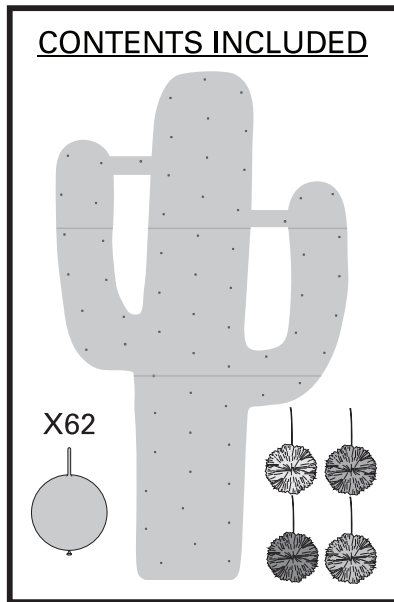
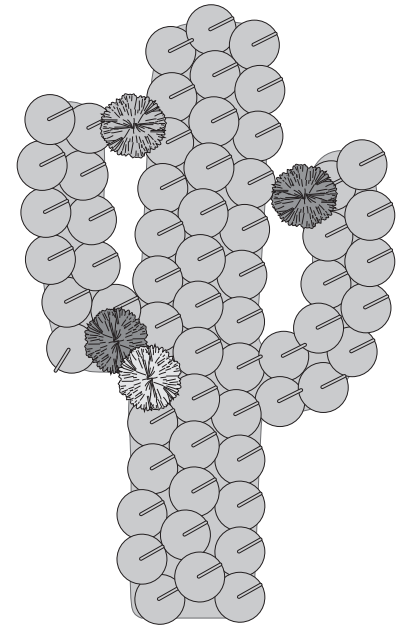


# 14104835 Cactus Stand-Up with Link Balloons

## Instructions

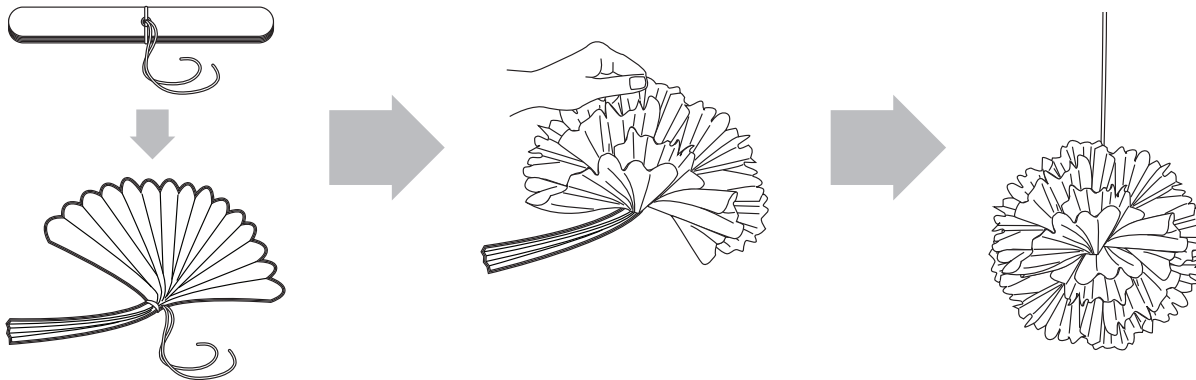


**ASSEMBLED VIEW**



### Simple Assembly Required:

1. Fold out the support stand on the back of the stand-up.
2. Fold down the cardboard notches to lock the stand into place.
3. Blow up the balloons and tie the end closed. Insert the tied end through the cut slits on the stand-up.
4. Open up the tissue pom poms.



5. Tie the tissue pom poms through the holes on the stand-up where shown.

### Fun Party Tips

1. Place the stand-up near an entry or a buffet table to draw attention to the festivities.
2. Use as a photo prop! Supply a variety of fun novelty items for guests to use while taking pictures to remember all the fun!

Visit us on the web at [OrientalTrading.com](http://OrientalTrading.com)

© OTC



**Share your fun!**

Tag your photo with **#orientaltrading** on social media!