


14104112 Southwest VBS Mobile Craft Kit
Instructions:

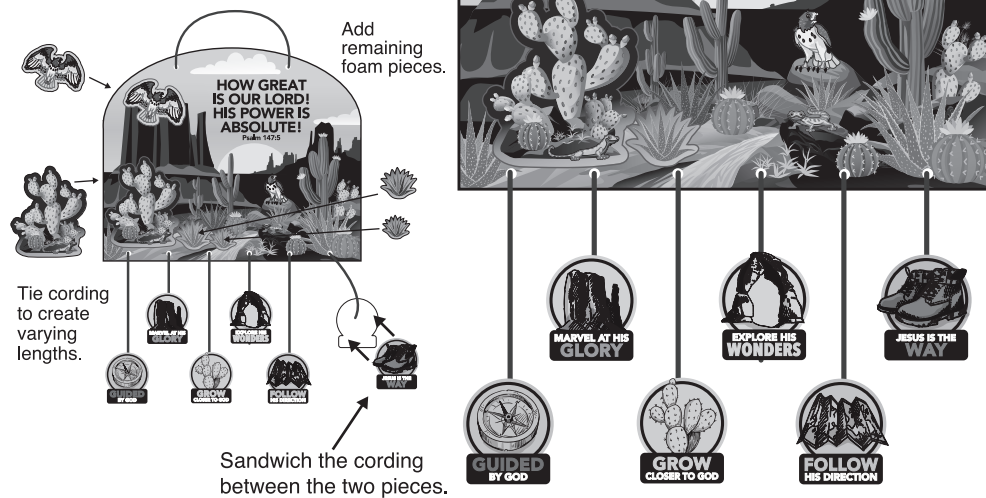
Using the picture as a guide, assemble the craft as shown.






1. Tie one piece of cording to the top of the craft to create a hanger.



2. Tie the remaining pieces of cording to the bottom and adhere the tags as shown below.



© OTC

   **Share your fun!** Tag your photo with **#orientaltrading** on social media!