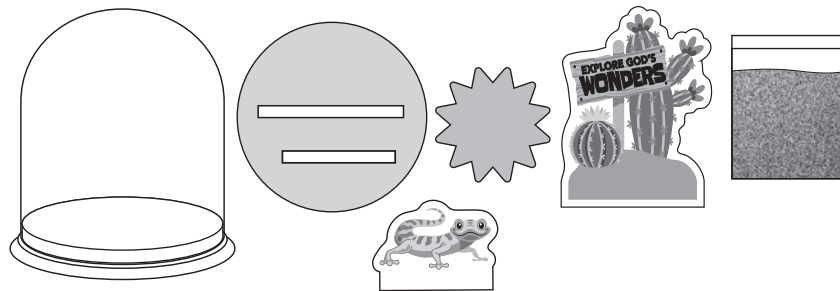


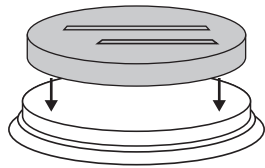
14104111 Southwest VBS Foam Snow Globe Craft Kit

Instructions:


Using the picture as a guide, assemble the craft as shown.




- 1.** Remove adhesive backing from the foam base and adhere to the snow globe base.




- 2.**



- 3.** Add glitter to the snow globe top. Secure the assembled base onto snow globe.






- 4.** Decorate the outside of the globe with the adhesive foam sun.



Please note:
Not for use
with water.

© OTC

   **Share your fun!** Tag your photo with **#orientaltrading** on social media!