

14104107 Southwest VBS Picture Magnet Frame Craft Kit

Note: Magnets may be packaged separately from kits. Do not discard.



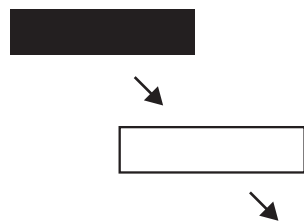
Instructions:

Using the picture as a guide, adhere the pieces together as shown.




Use tape (not included) to adhere your picture to the back of the frame.

Adhere magnet to back of craft.

Adhere the magnet to the back of the craft using the double-sided adhesive foam strip.



© OTC

   **Share your fun!** Tag your photo with **#orientaltrading** on social media!