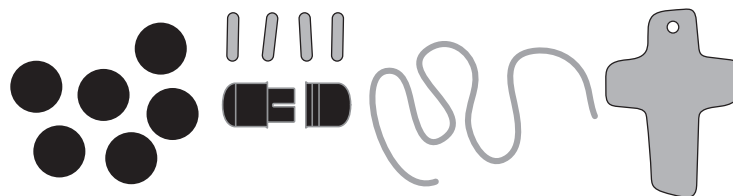


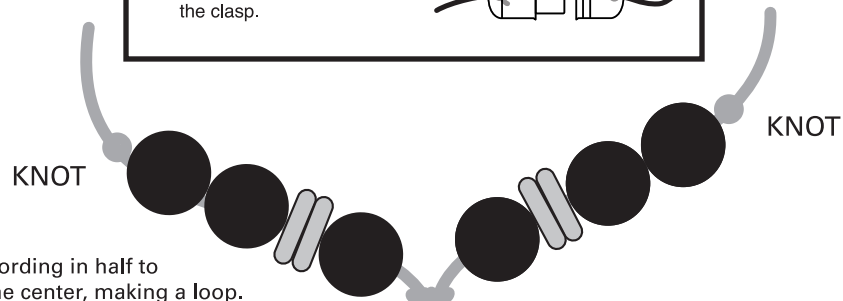
14104101 Southwest VBS Turquoise Necklace Craft Kit

Instructions:

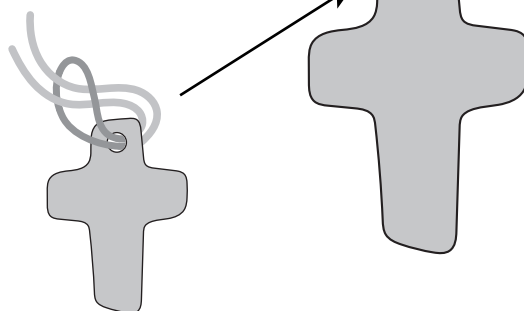
Make a loop in the cording and thread it through the cross charm hole. Thread the ends of the cording through the loop and tighten. Using the picture as a guide, assemble the pieces as shown.



1. Thread the cording through the clasp and tie a knot.
2. Using scissors (not included), trim the tipped end from the cording.
3. Pull the knot inside of the clasp.



Fold cording in half to find the center, making a loop. Thread the loop through the charm and pull the ends through the loop.



© OTC



Share your fun!

Tag your photo with **#orientaltrading** on social media!