


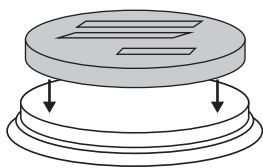
14097261 He Lives Glitter Snowglobe Craft Kit

Instructions:

Using the picture as a guide, assemble the craft as shown.



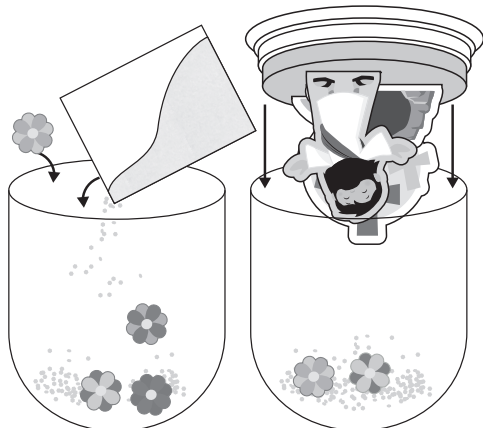
1. Remove adhesive backing from the foam base and adhere to the snow globe base.



- 2.



3. Add glitter and non-adhesive foam flowers to the snow globe top. Secure the assembled base onto snow globe.



4. Decorate the outside of the globe with the adhesive foam letters.

HELIVES

Please note:
Not for use
with water.



© OTC



Share your fun!

Tag your photo with **#orientaltrading** on Instagram or upload your photos at **orientaltrading.com/sharefun**.