





## 14097254 He Lives Lacing Cross Craft Kit

### Instructions:

Using the picture as a guide, lace the cording through the holes and adhere the foam pieces as shown. To begin lacing, start with the lace under the card and pull it up through a hole. Then lace the rest of the card by lacing through the holes in the card, moving your lace over and under as you go. After you have finished lacing your card, tie a knot in the end to secure the cording.



© OTC

   **Share your fun!** Tag your photo with **#orientaltrading** on Instagram or upload your photos at **orientaltrading.com/sharefun**.