
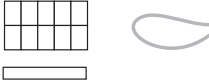
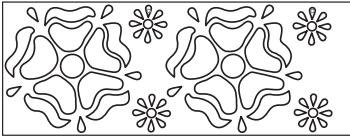


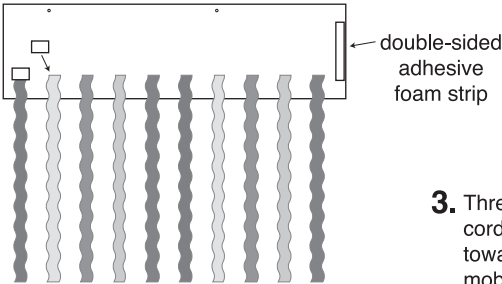
14097163 Fiesta Hanging Mobile Craft Kit

Instructions:

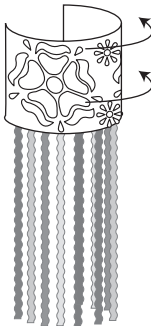
Using the picture as a guide, assemble the craft as shown.




1. Color the base of the mobile. Once colored, flip the base over so the artwork is facing down, with the holes at the top. Using the small adhesive foam pieces, attach the fabric strips to the bottom side of the base, then place the long double-sided adhesive foam strip along the edge as shown.



2. Wrap the cardstock base and use the double-sided adhesive foam strip to secure the mobile.



3. Thread the ends of the cording through the holes towards the top of the mobile to create the hanger. Tie a knot on each end to secure.



© OTC