


14097138 Chinese New Year Dragon In A Jar Craft Kit


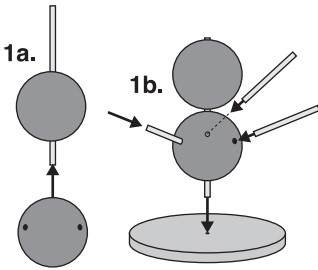
Instructions:

Using the picture as a guide, assemble the craft as shown.

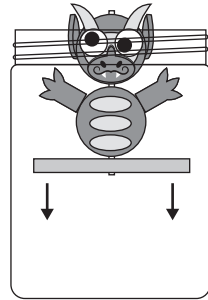


1. Assemble the dragon.

Peel & stick wiggle eyes.



2. Remove adhesive backing from the base and adhere the assembled dragon to the inside bottom of the jar.



3. Place lid on the jar and decorate.



Give your dragon a name and write it on the tag!

