


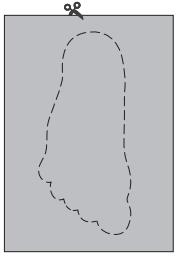
14097119 Bumblebee Footprint Sign Craft Kit

Note: Requires scissors (not included).


Instructions:



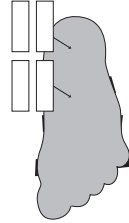
1. Trace your foot on the yellow foam sheet and cut it out.



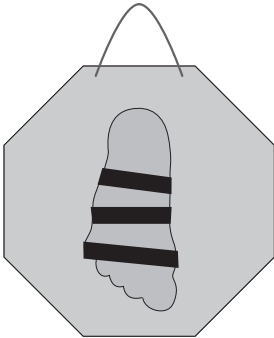
2. Adhere the black foam strips to the foot cutout. Trim the black strips to your foot cutout.



3. Adhere the double-sided adhesive foam strips to the back of the foot.



4. Adhere the foot cutout to the sign. Tie the ends of the cording to the foam sign to create the hanger.



5. Using the picture as a guide, adhere the pieces together as shown.



© OTC