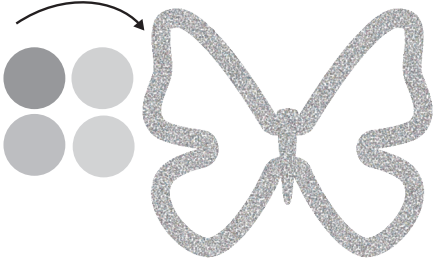


# 14097117 Butterfly Acetate Circles Craft Kit

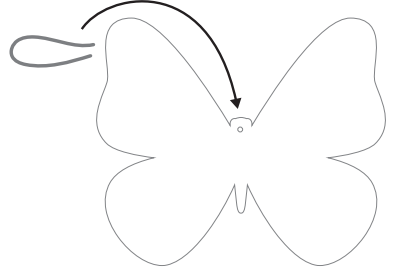
## Instructions:

Using the picture as a guide, adhere the pieces together as shown.

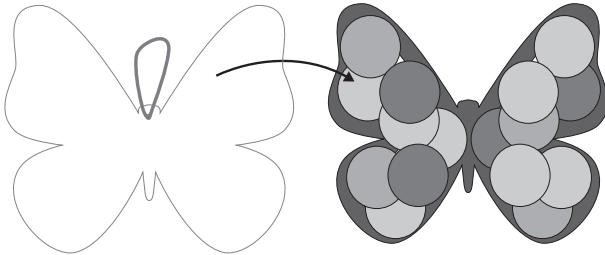
1. Attach the dots to the sticky side of the butterfly frame.



2. Tie the ends of the cording to the clear acetate butterfly piece to create the hanger.



3. Lay the clear acetate butterfly piece on top of the dots attached to the butterfly frame to sandwich them together.



© OTC