


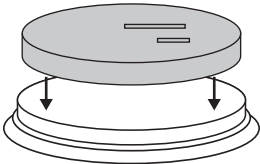
14097116 Butterfly Glitter Globe Craft Kit

Instructions:


Using the picture as a guide, assemble the craft as shown.



- 1.** Remove adhesive backing from the foam base and adhere to the snow globe base.



- 2.**



- 3.** Add glitter and non-adhesive foam stars to the snow globe top. Secure the assembled base onto snow globe.

- 4.** Decorate the outside of the globe with the adhesive foam stars.



Please note:
Not for use
with water.



© OTC