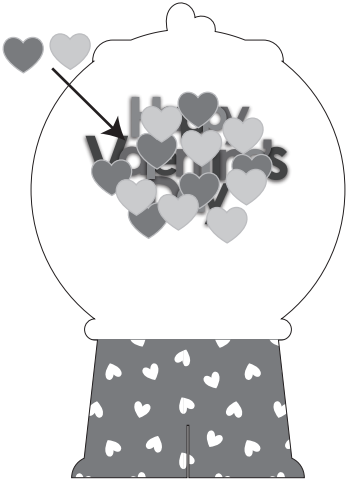


# 14096990 Valentine Gumball Craft Kit

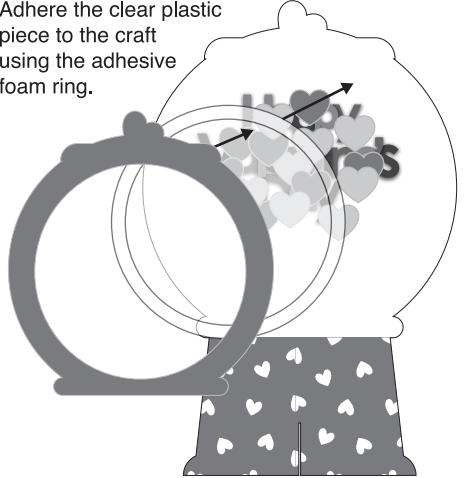
## Instructions:

Using the picture as a guide, assemble the craft as shown.

1. Lay the small foam hearts in the middle of the round part of the craft.




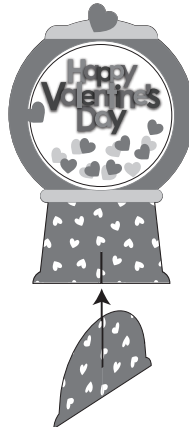
2. Adhere the clear plastic piece to the craft using the adhesive foam ring.



3. Adhere the pink foam pieces to the craft followed by the red heart.



4. Insert the base into the slot to make it stand.



© OTC