


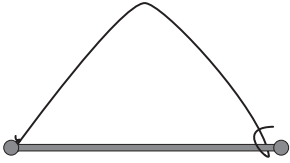
14096975 Rainbow Hanging Heart Mobile Craft Kit

Instructions:


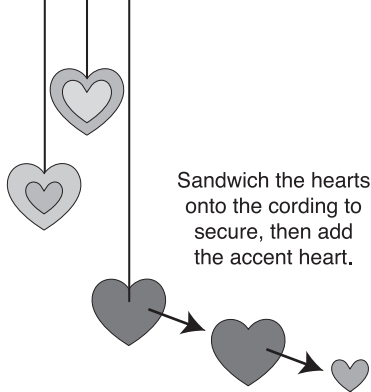
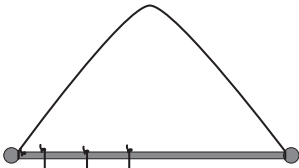
Using the picture as a guide, assemble the craft as shown.



1. Tie the longest piece of cording to the top of the craft to create a hanger.



2. Tie the remaining pieces of cording to the bottom and adhere the hearts as shown.



Tie cording to create varying lengths.

© OTC



Share your fun!

Tag your photo with **#orientaltrading** on Instagram or upload your photos at **orientaltrading.com/sharefun**.