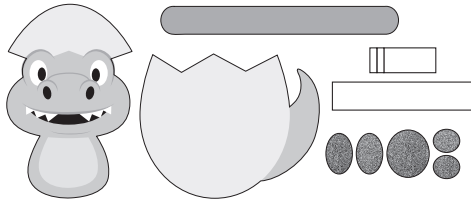


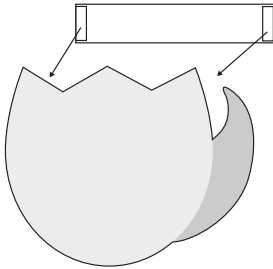
# 14096960 Jurassic Easter Egg Craft Kit

## Instructions:

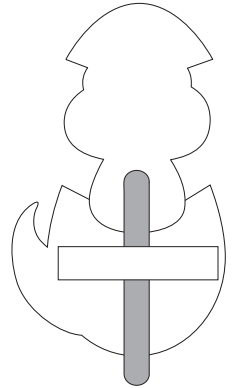
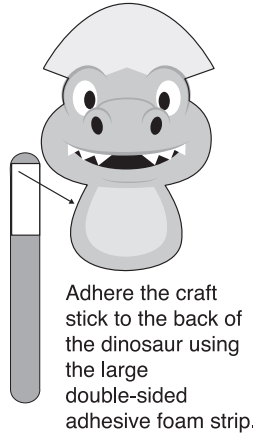
Using the picture as a guide, adhere the pieces together as shown.



Adhere the white foam strip to the back of the egg using the small double-sided adhesive foam strips.

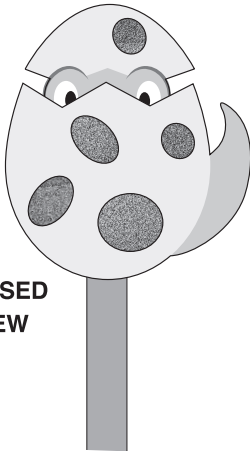


Slide the craft stick between the foam strip and egg to have dinosaur pop up and down.


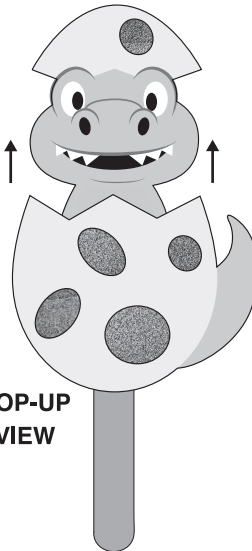


Adhere the craft stick to the back of the dinosaur using the large double-sided adhesive foam strip.

**CLOSED  
VIEW**



**POP-UP  
VIEW**



© OTC



**Share your fun!**

Tag your photo with **#orientaltrading** on social media!