



14096946 Easter Bunny Trucks Craft Kit

Instructions:

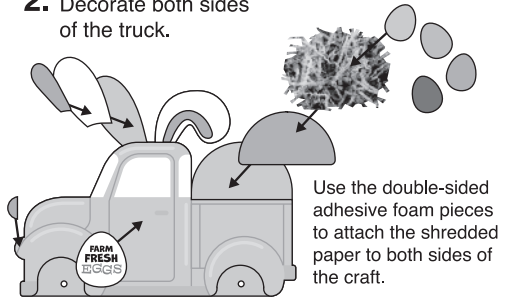
Using the picture as a guide, assemble the craft as shown.




1. Adhere stickers to the front and back of the foam truck.



2. Decorate both sides of the truck.



3. Insert the dowels through the holes in the truck. Place the wheels on both sides.



© OTC