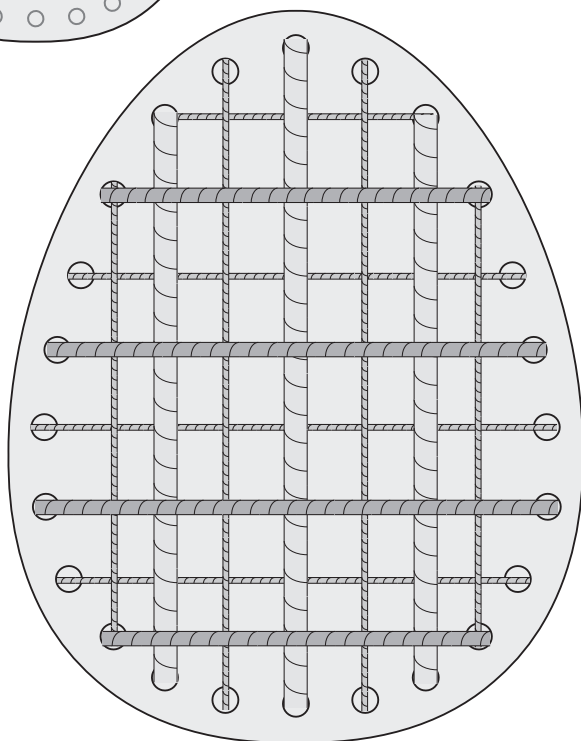

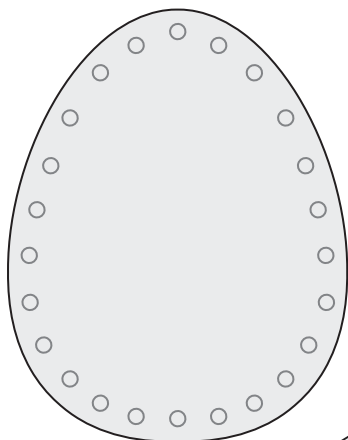


# 14096937 DIY Wood Easter Egg Lacing Craft Kit

## Instructions:

You may wish to use your own paint to decorate the egg. Allow time to dry before lacing the yarn.

Lace the yarn through the holes as you wish. Tie the yarn in a knot or use glue or tape to secure.



© OTC



Share your fun!

Tag your photo with **#orientaltrading** on Instagram or upload your photos at **orientaltrading.com/sharefun**.