
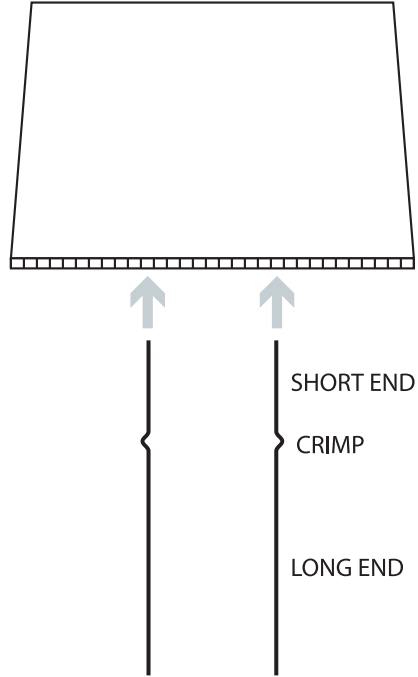


# Yard Stake Assembly Instructions

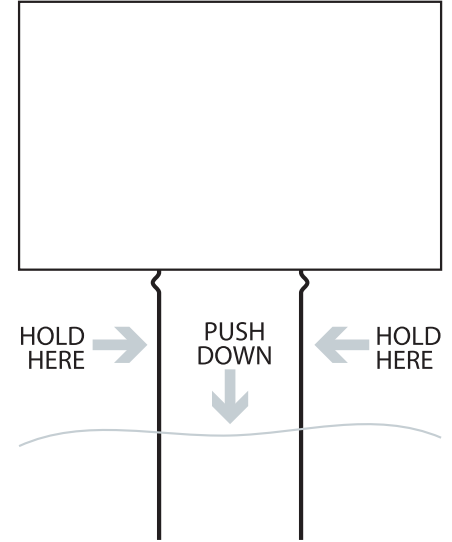
1. Each sign includes two stakes.  
(Sign shapes will vary.)



2. Insert the short side of the stakes at the bottom of the sign as shown below.



3. Holding the stake at the bottom, insert them into soft ground.



© OTC



Share your fun!

Tag your photo with **#orientaltrading** on social media!