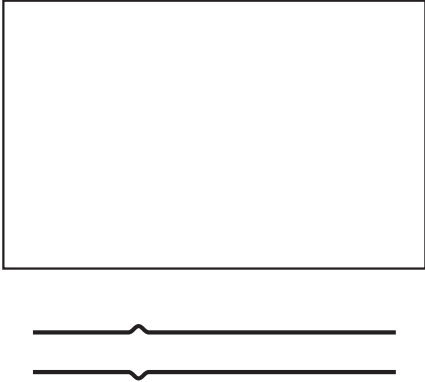
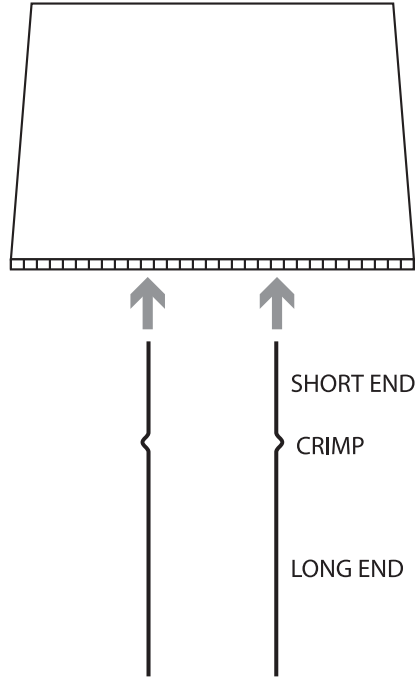


Yard Stake Assembly Instructions

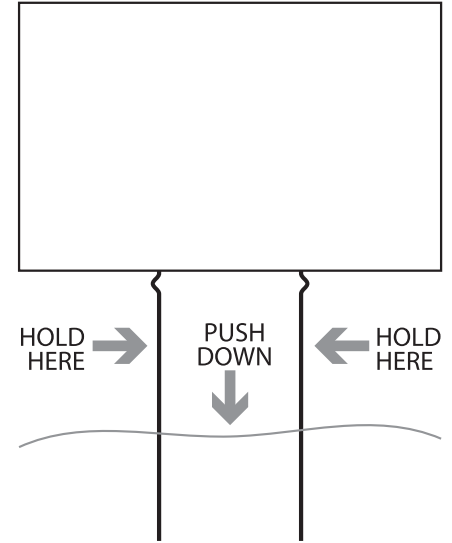
- 1.** Each sign includes two stakes.
(sign shapes will vary.)



- 2.** Insert the short side of the stakes at the bottom of the sign as shown below.



- 3.** Holding the stake at the bottom, insert them into soft ground.



© OTC



Share your fun!

Tag your photo with **#orientaltrading** on Instagram or upload your photos at **orientaltrading.com/sharefun**.