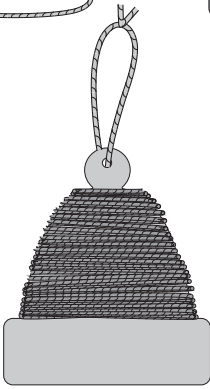
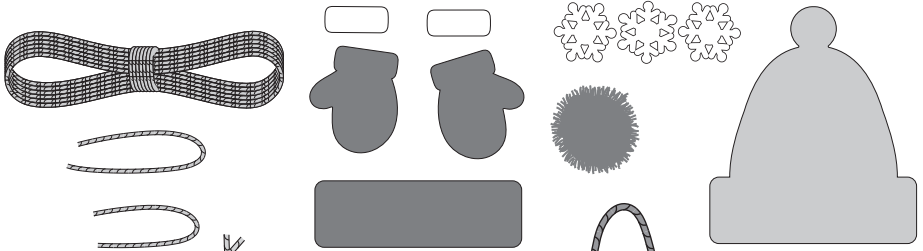


14091870 Winter Yarn Hat Craft Kit

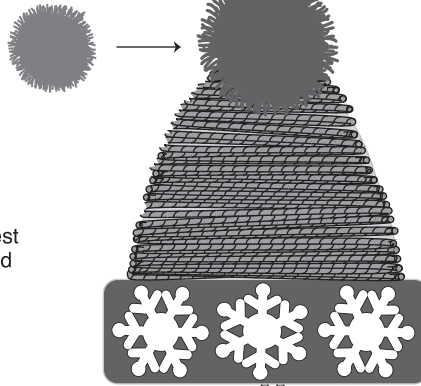
Instructions:

NOTE: Craft requires glue (not included).


Tie the medium length cording to the craft to create a hanger. Using the picture as a guide, assemble the craft as shown. Wrap the longest length of yarn around the hat and secure with a knot on the back side.



Use glue (not included) to attach the pom-pom.



Use the cuffs to attach the shortest length of yarn to the mittens. Fold the yarn in half and attach with the hat brim piece.



© OTC