


## 13971756 Dig VBS Nametag Necklace Craft Kit

### Instructions:


Using the picture as a guide, assemble the pieces as shown.



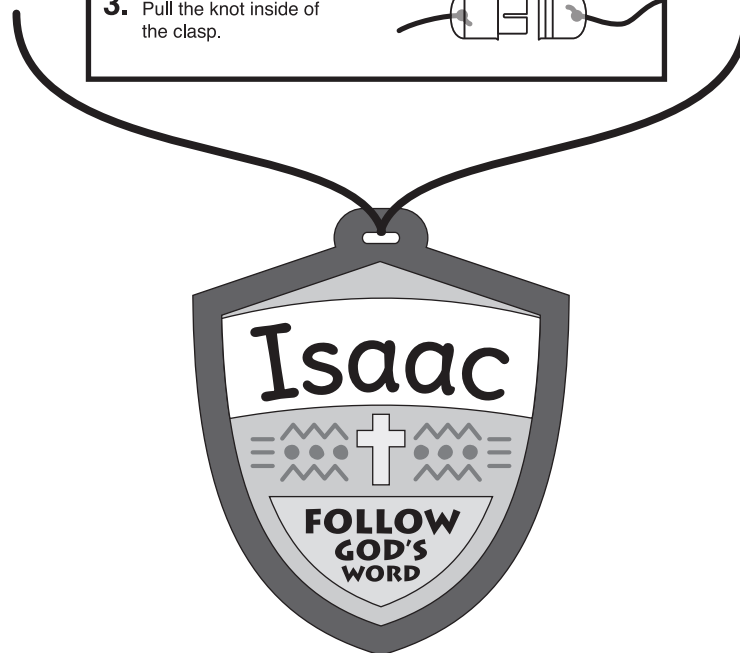
1. Thread the cording through the clasp and tie a knot.



2. Using scissors (not included), trim the tipped end from the cording.



3. Pull the knot inside of the clasp.



© OTC



Share your fun!

Tag your photo with **#orientaltrading** on Instagram or upload your photos at **orientaltrading.com/sharefun**.