

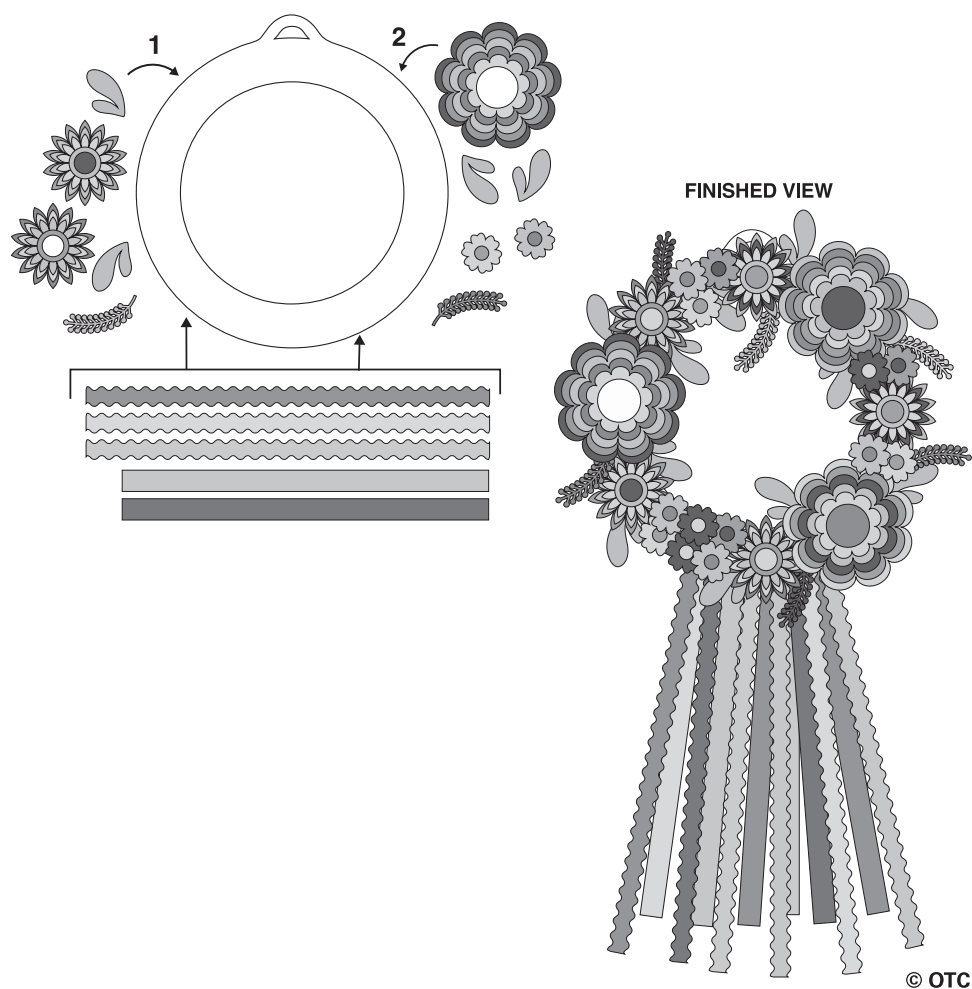
13970892 Fiesta Paper Flower Wreath Craft Kit




Instructions:

Layer the green cardstock leaves and colorful sprig pieces onto the chipboard wreath base using a glue gun (not included).

Using the picture as a guide, assemble the flowers onto the wreath as shown using the double-sided adhesive foam squares.

Using a glue gun (not included), glue the felt strips onto the back side and bottom of the wreath base so that they hang freely.



   **Share your fun!** Tag your photo with **#orientaltrading** on Instagram or upload your photos at **orientaltrading.com/sharefun**.