




13970885 Father's Day Handprint Sign Craft Kit

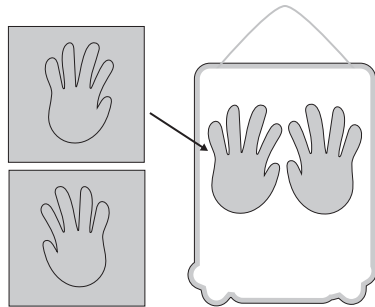
Instructions:



1. Tie the ends of the cording to the green foam piece to create the hanger.



2. Trace your hands on the blue cardstock pieces and cut them out. Use the double sided circle foam pieces to adhere them onto the sign.



3. Adhere the rest of the pieces together as shown.



© OTC