


13970868 Cupcake Liner Octopus Craft Kit


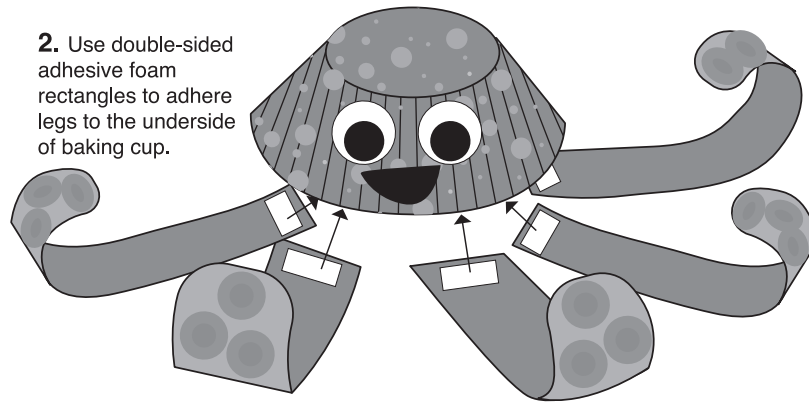
Instructions:

Using the picture as a guide, adhere the pieces together as shown.



1. Use a pencil (not included) to curl the rounded ends of the legs up. Wrap the ends of the paper around it, about halfway up.

2. Use double-sided adhesive foam rectangles to adhere legs to the underside of baking cup.



© OTC



Share your fun!

Tag your photo with **#orientaltrading** on Instagram or upload your photos at **orientaltrading.com/sharefun**.