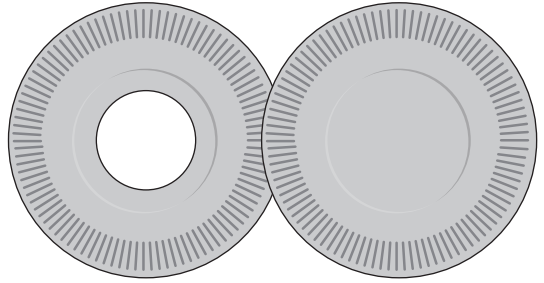



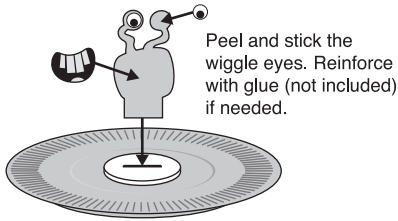
13970800 3D Alien UFO Tabletop Craft Kit

Instructions:

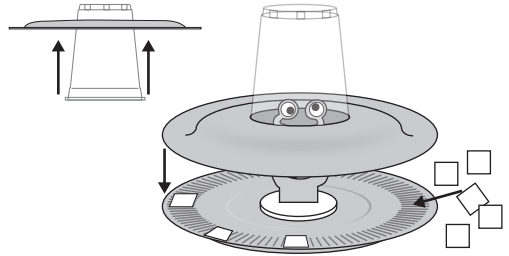
Using the picture as a guide, assemble the craft as shown.



1. Adhere the foam base onto the inside center of the plate without a hole. Assemble the alien and insert into the base as shown.



2. Insert the cup into the hole in the top plate. Then use the double-sided adhesive foam squares to adhere the plates together.



3. Decorate with foam stars.

