


13968651 Father's Day Handprint Rocket Sign Craft Kit

Instructions:

Using the pictures as a guide, adhere the pieces together as shown.

1. Using the colored sheets of cardstock, trace your hand on each sheet.

2. Cut out the two handprints using scissors (not included).




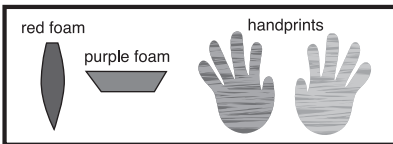
3a. Adhere all of the star foam pieces and the cloud foam piece as shown leaving out the pieces shown below.

3b. Place the satin cording under the rocket foam pieces to adhere it in place.

4. Place the hand cutouts at the base of the rocket. Stick the purple foam piece on top to sandwich them together. Finish with placing the last red foam piece on top.



Remaining pieces



© OTC